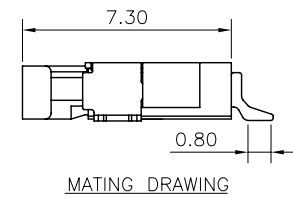
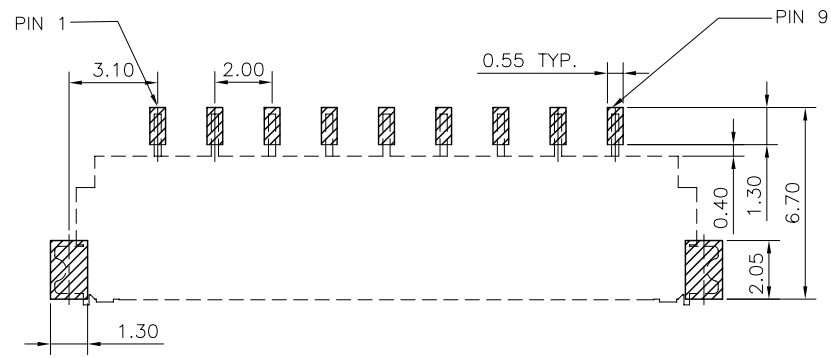
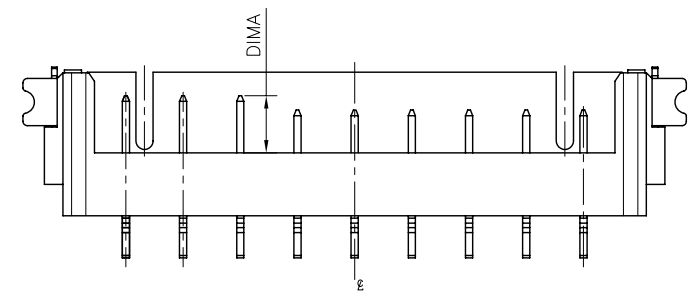
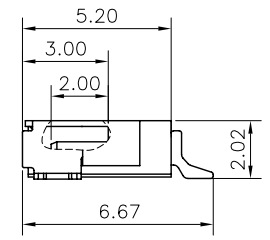
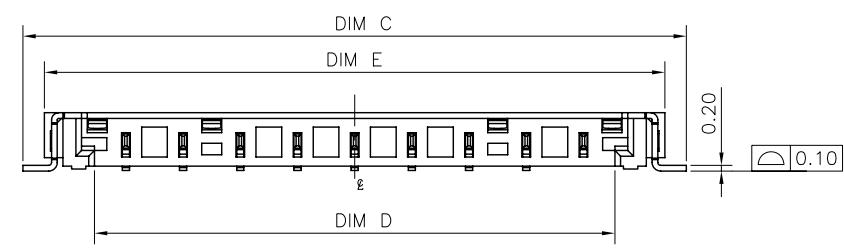
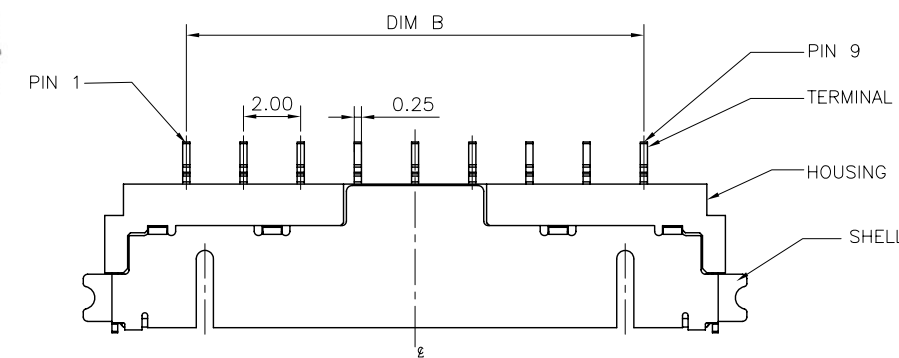




A B C D E F



RECOMMENDED PCB LAYOUT
GENERAL TOLERANCE ±0.05

A B C D E F

NOTES:

- MATERIAL:
 - HOUSING: THERMOPLASTIC, HIGH TEMP., UL94V-0; COLOR: BLACK.
 - CONTACT: COPPER ALLOY
 - SHELL: COPPER ALLOY
- FINISH:

CONTACT:

 - 50~100u" NICKEL UNDERPLATING OVERALL.
 - 1:(1~3u") GOLD FLASH ON Gold-plated AREA
 - CONTACT POINT: GOLD 3u"MIN
 - SOLDER TAIL: GOLD 1u" MIN
 - U:5u" Gold on contact FOR LEAD FREE
 - CONTACT POINT: GOLD 5u"MIN
 - SOLDER TAIL: GOLD 1u" MIN
 - D:30u" Gold on contact FOR LEAD FREE
 - CONTACT POINT: GOLD 30u"MIN
 - SOLDER TAIL: GOLD 1u" MIN
- REFLOW SOLDER CAPABLE TO 260° C PER ACES SPEC.
- SPEC. PLS. REFER TO SPEC-50458-XXXX-XXX
- PACKAGE PLS. REFER TO 50458-XXXX-TRP
- PART NUMBER

50496-XXX X X-XXX	TYPE	PACKING	SHELL
NO OF CKT	001	50458-XXXCR	SMT TYPE

PACKING
0: TAPE & REEL
1: Tube

PLATING
1. GOLD FLASH
U. 5u" Gold on contact FOR LEAD FREE
D.30u" Gold on contact FOR LEAD FREE

CKTS	DIMB	DIMC	DIMD	DIME
007	12.00	19.2	14.2	17.7
009	16.00	23.2	18.2	21.7

一般公差 TOLERANCES X ±0.5 .XX ±0.15 X ±0.25 .XXX ±0.1 ANGLES ±2°		宏致電子股份有限公司 Aces Electronics Co.,Ltd.	
檢驗尺寸標示 SYMBOLS ⊕ INDICATE CLASSIFICATION DIMENSION ⊕ MARK IS CRITICAL DIM. ⊕ MARK IS MAJOR DIM.		品名 (TITLE) 2.0MM WTB WAFER CONN. SMT R/A TYPE 製圖 (DR) 14/12/02 ZHOUQUAN 審核 (CHKD) DAIVD 圖號 (DWG.NO) 50496-XXXX-XXX 核准 (APPD) FRANK	
表面處理 (FINISH)		比例 (SCALE) 單位 (UNITS) 圖號 (DWG.NO) 4:1 mm	
張數 (SHEET) 1 OF 1 尺寸 (SIZE) A4 版次 (REV) A			

CKTS	DIMA	
	2.00	1.50
007	1~3PIN	4~7PIN
009	1~3PIN	4~9PIN